

Combined High School Quality Reports

Comprehensive Accountability System

Metrics that Matter to our Community

DISTRICT-ASSIGNED SCHOOL QUALITY RATING

2023-2024 ACADEMICS

ALGEBRA I (Board Goal) ★

Approaches	Meets	Masters
56%	11%	3%

ENGLISH I

Approaches	Meets	Masters
64%	42%	9%

ENGLISH II

Approaches	Meets	Masters
69%	49%	4%

US HISTORY

Approaches	Meets	Masters
92%	54%	22%

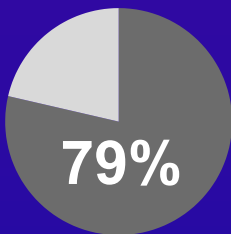
TEA Rating: TBD
Baseline Year 2023

Positive Student BEHAVIOR

3

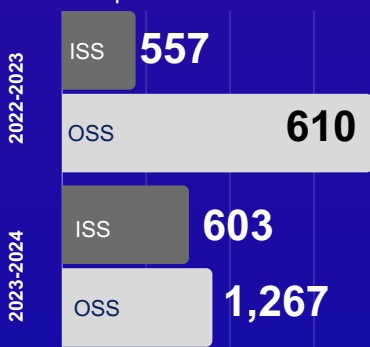
(Board Goal) ★

% of students with no suspensions



Student DISCIPLINE


Discipline Incidents



● In-school suspension ● Out-of-school suspension

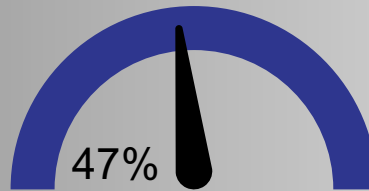
Student ENROLLMENT

TOTAL
5,924



● AP Enrollment ● Dual Credit Enrollment ● On Ramps Enrollment

Advanced ACADEMICS



% of students enrolled in advanced courses

CAREER & TECHNOLOGY

83% Enrolled



% of students enrolled in CTE courses

GRADUATION RATE

4

94%

2023-2024



College, Career & Military Readiness (CCMR)

1

60%

2023-2024

*Needs attention due to changes in STAAR calculations

TEACHER Information

5

Teacher to Student Ratio



1:28

Teacher Student

TEACHER INCENTIVE ALLOTMENT

2 Teachers

Teacher Tenure

118

0-4 Years

188

5+ Years

306 TEACHERS ON CAMPUS

College READINESS



% students graduated with college credit

18%

% accepted to college

94%

Attendance PERCENTAGE

4

89.5%

2022-2023

91%

2023-2024

SCHOOL ENVIRONMENT



Combined High School Quality Reports
Comprehensive Accountability System



Crowley ISD School Board

Our aspiration in Crowley ISD is to ensure that all students have access to a GREAT SCHOOL and are provided excellent educational experiences so that they achieve their full potential. When our students graduate from Crowley ISD, they will leave with more than a diploma. They will leave with choices and opportunities. We designed this School Quality Report (SQR) to highlight metrics that matter and to share with our community the areas of progress, the areas of opportunity, and the comprehensive quality of each school in Crowley ISD. This SQR is our effort to increase transparency by synthesizing the quantitative metrics with qualitative parent voices to provide a complete assessment of school quality.

ENGAGEMENT OPPORTUNITIES

**Student Participation
Fine Arts**



**Student Participation
Athletics**



SCHOLARSHIPS EARNED

\$48,868,271

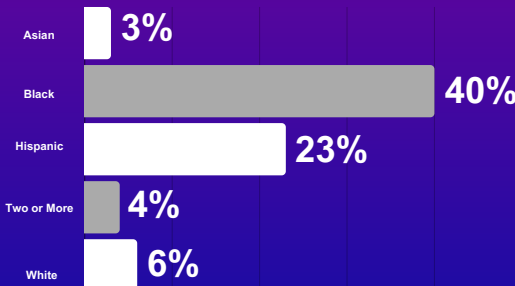


ECONOMICALLY DISADVANTAGED

73%



CAMPUS DEMOGRAPHICS



Visit <http://crowleyisdtx.org> for more details regarding our rubric.

CAMPUS COMMUNICATION

SOCIAL MEDIA



NEWSLETTERS



TEXTS/CALLS



VIDEOS



RUBRIC SCALE

- 1** NEEDS ATTENTION
- 2** AVERAGE
- 3** GOOD
- 4** EXCEPTIONAL
- 5** GREAT



GRADED ON 2023-2024 DATA

CROWLEY INDEPENDENT SCHOOL DISTRICT

Crowley ISD Quality Report

Comprehensive Accountability System Rubric

Metrics that Matter to our Community

RUBRIC SCALE

- 1** NEEDS ATTENTION
- 2** AVERAGE
- 3** GOOD
- 4** EXCEPTIONAL
- 5** GREAT

FINANCE FUND BALANCE

- 1** Less than 9%
- 2** 10-14%
- 3** 14-17%
- 4** 18-19%
- 5** 20%

GRADUATION RATE

- 1** 89% or less
- 2** 89-90%
- 3** 90-92%
- 4** 93-94%
- 5** 95% or greater

DISTRICT-ASSIGNED SCHOOL QUALITY RATING

- 1** F
- 2** D
- 3** C
- 4** B
- 5** A

TEACHER INFORMATION

Total # of 5 plus year teachers divided by the total # of teachers to get the percentage

- 1** 10-19%
- 2** 20-38%
- 3** 39-48%
- 4** 49-59%
- 5** 60% or greater

College, Career and Military Readiness (CCMR)

- 1** 60-70%
- 2** 71-80%
- 3** 81-90%
- 4** 91-94%
- 5** 95% or greater

POSITIVE STUDENT BEHAVIOR

ELEMENTARY

- 1** 85 or less
- 2** 86-89
- 3** 90-91
- 4** 92-94
- 5** 95 or greater

SECONDARY

- 1** 69%
- 2** 70-73%
- 3** 74-84%
- 4** 85-91%
- 5** 92% or greater

STUDENT SUPPORTS

ELEMENTARY

- 1** 1 out of 6
- 2** 2 out of 6
- 3** 3 out of 6
- 4** 4 out of 6
- 5** 5 out of 6

SECONDARY

- 1** 2 or less
- 3** 3 out of 6
- 5** 4 out of 5

ATTENDANCE PERCENTAGE

ELEMENTARY

- 1** 85% or less
- 2** 86-89%
- 3** 90-92%
- 4** 93-94%
- 5** 95% or greater

SECONDARY

- 1** 69%
- 2** 70-73%
- 3** 74-84%
- 4** 85-91%
- 5** 92% or greater

PARENT AND STUDENT ENGAGEMENT OPPORTUNITIES

Parent Involvement

- 1** 0 **5** 2 or more
- 2** 1

Student Clubs

- 1** 0 **5** 5 or more
- 2** 1 **3** 3-4

REFER TO SECONDARY RATINGS FOR DISTRICT

Visit <http://crowleyisdtx.org> for more details

SCHOOL ENVIRONMENT

